



**AUXILIUM COLLEGE (AUTONOMOUS), GANDHI NAGAR,  
VELLORE - 6**

**STAFF EVALUATION 2020-2021**

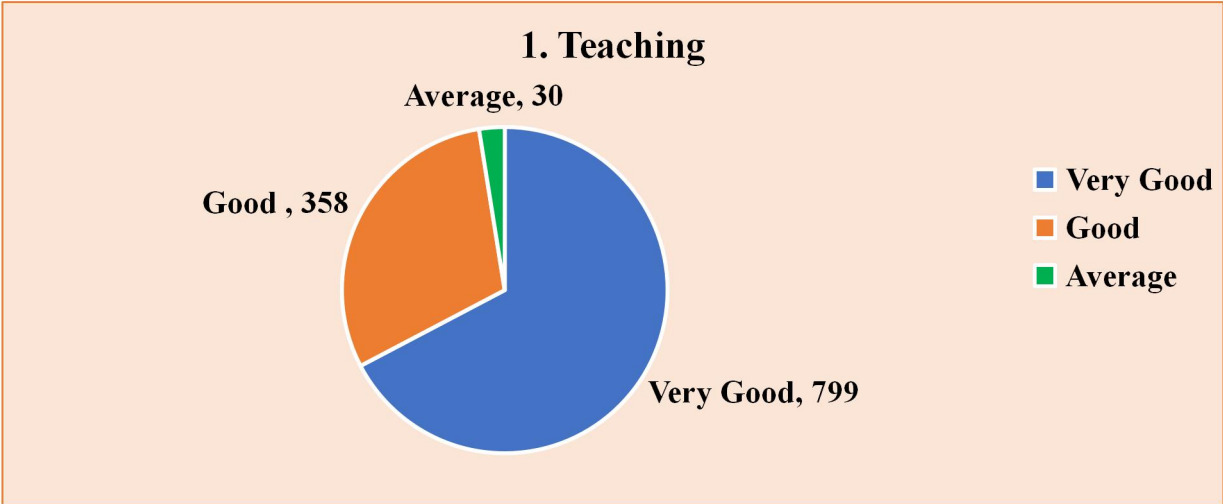
Auxilium College consistently strives to uphold quality in the curriculum and ensures quality in teaching learning process. The IQAC initiates the conduct of feedback from students on staff. The feedback is collected from students through online ERP portal. The feedbacks were analysed by the Deans and shared with the Heads of the Department and Management in the council meeting. Later it is shared with the individual staff members for carrying out further actions and to enhance the quality.

Total No. of Entries ODD Semester: 1187

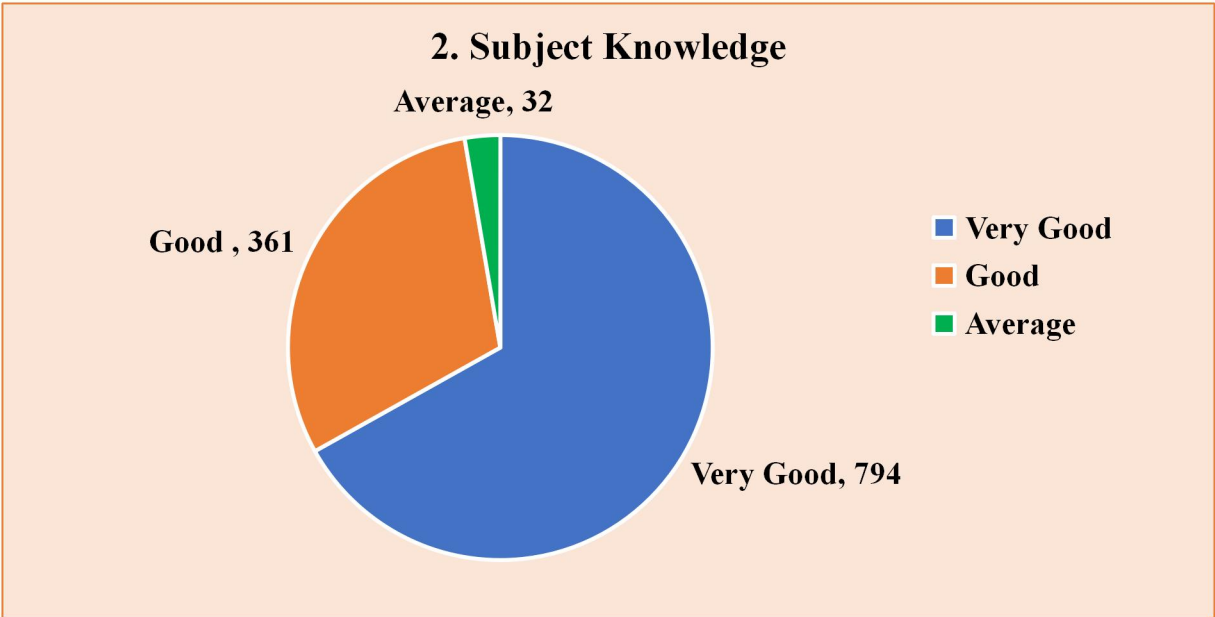
Total No. of Entries EVEN Semester: 1148

About 98% of staff are disciplined, punctual, approachable, creative and very effective in teaching with excellent subject knowledge and unbiased evaluation. The staff through their student centered selfless service help to achieve the college motto “knowledge and virtue”.

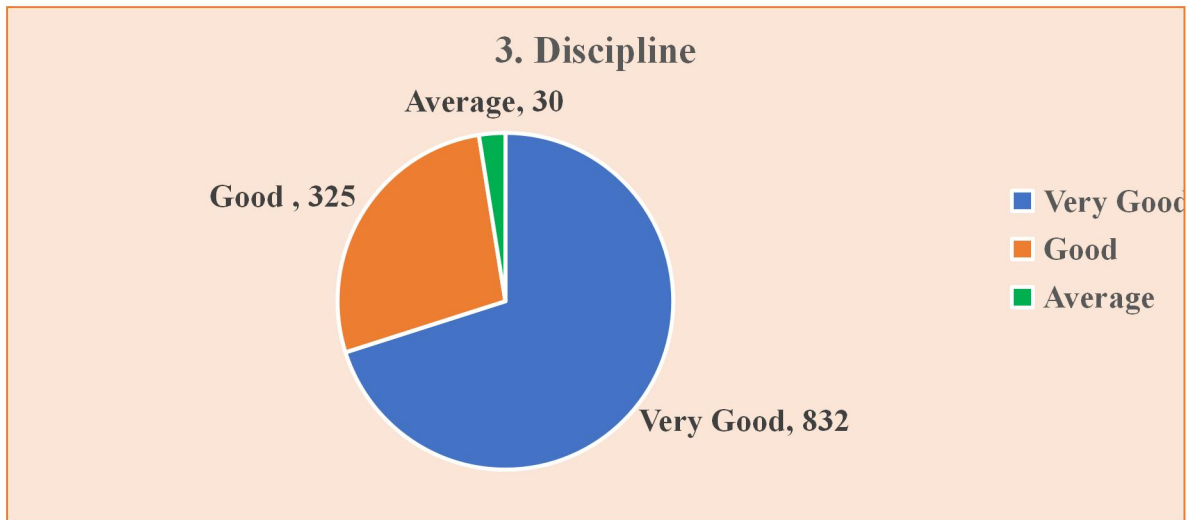
<b>1. Teaching</b>				
<b>OPTIONS</b>	<b>Very Good</b>	<b>Good</b>	<b>Average</b>	<b>TOTAL</b>
<b>RESPONSES</b>	799	358	30	<b>1187</b>
<b>PERCENTAGE (%)</b>	67.31	30.16	2.53	<b>100</b>



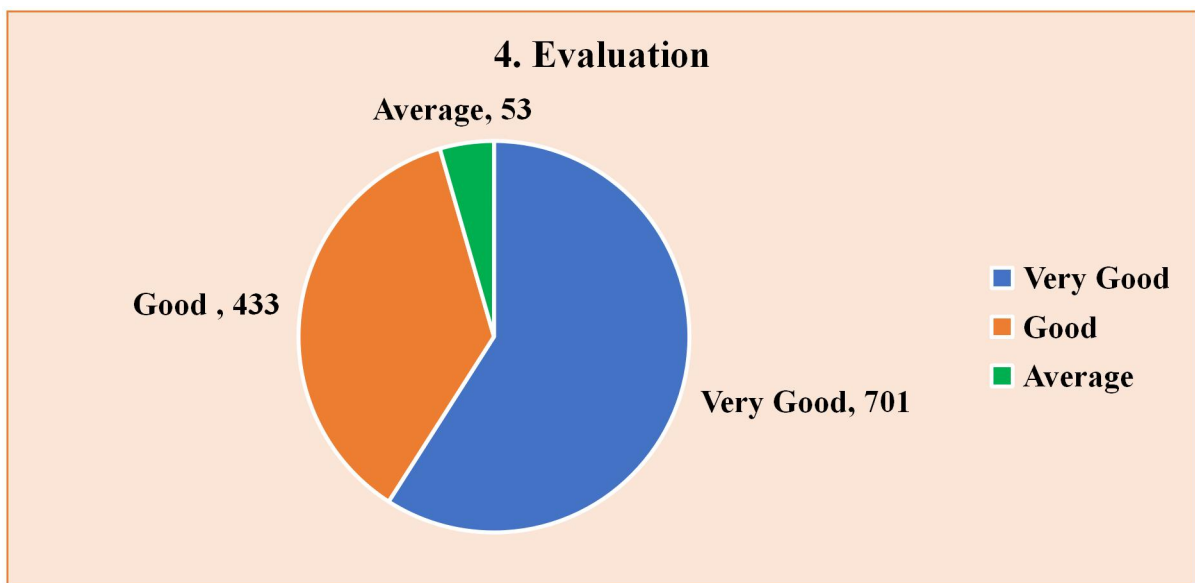
2. Subject Knowledge				
OPTIONS	Very Good	Good	Average	TOTAL
RESPONSES	794	361	32	1187
PERCENTAGE (%)	66.89	30.41	2.70	100



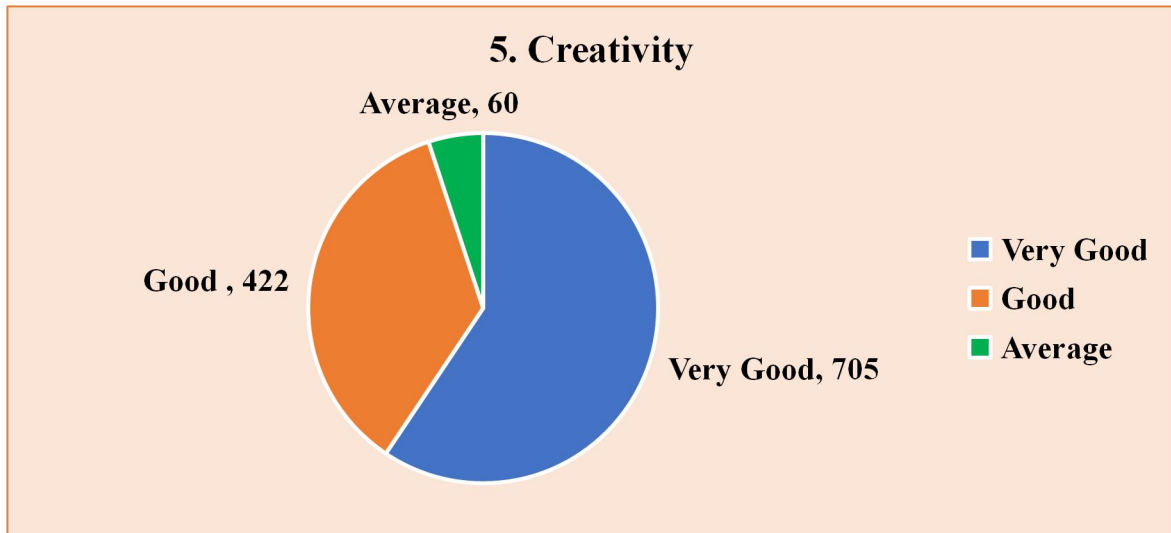
<b>3. Discipline</b>				
<b>OPTIONS</b>	<b>Very Good</b>	<b>Good</b>	<b>Average</b>	<b>TOTAL</b>
<b>RESPONSES</b>	832	325	30	<b>1187</b>
<b>PERCENTAGE (%)</b>	70.09	27.38	2.53	<b>100</b>



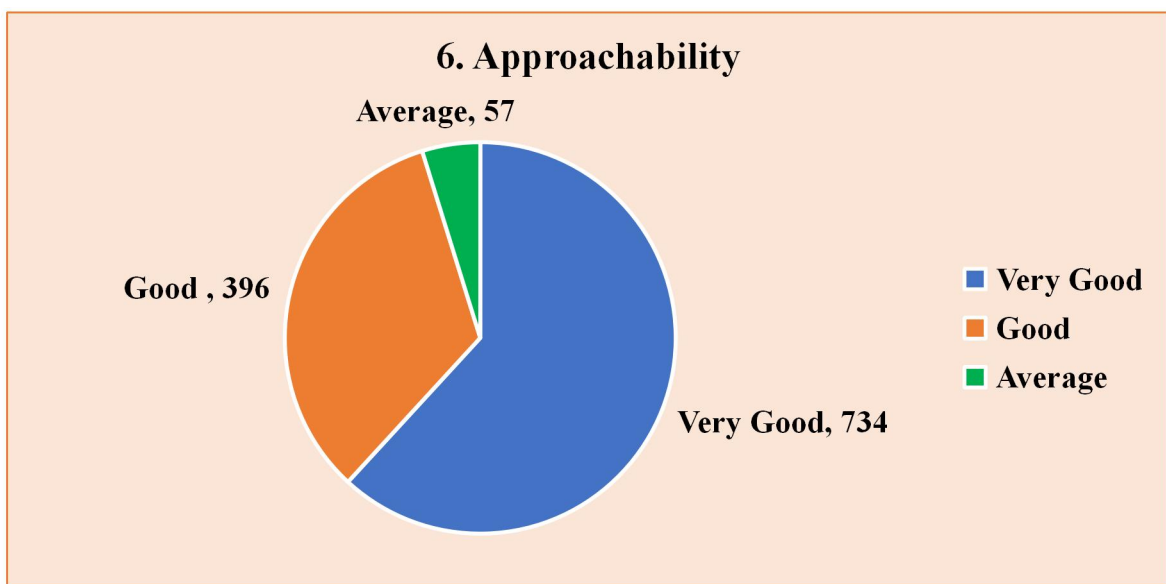
<b>4. Evaluation</b>				
<b>OPTIONS</b>	<b>Very Good</b>	<b>Good</b>	<b>Average</b>	<b>TOTAL</b>
<b>RESPONSES</b>	701	433	53	<b>1187</b>
<b>PERCENTAGE (%)</b>	59.06	36.48	4.47	<b>100</b>



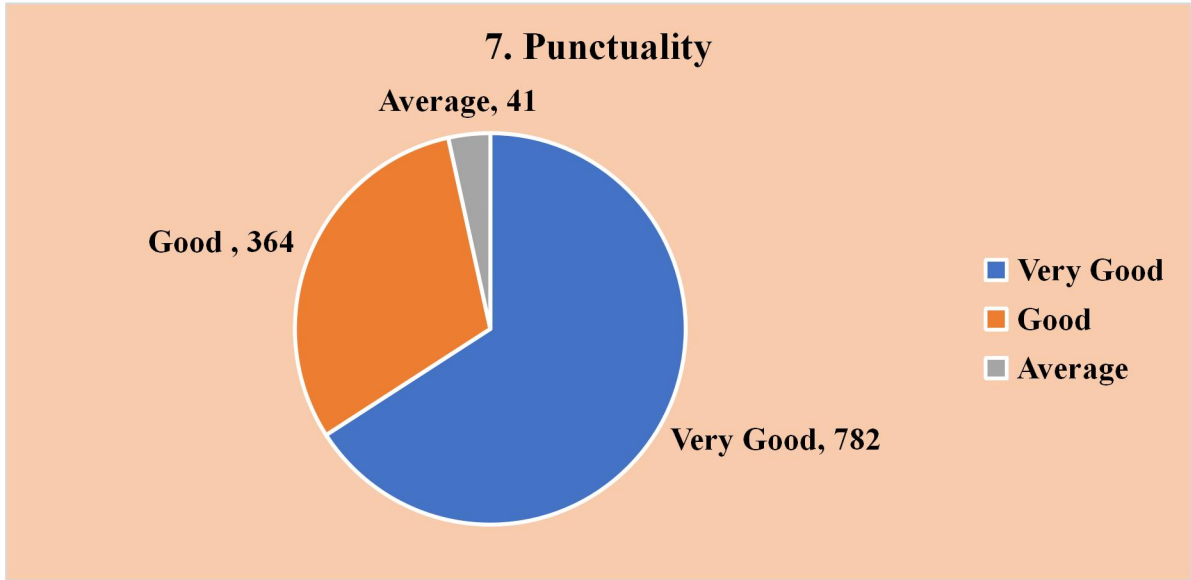
5. Creativity				
OPTIONS	Very Good	Good	Average	TOTAL
RESPONSES	705	422	60	1187
PERCENTAGE (%)	59.39	35.55	5.05	100



6. Approachability				
OPTIONS	Very Good	Good	Average	TOTAL
RESPONSES	734	396	57	1187
PERCENTAGE (%)	61.84	33.36	4.80	100



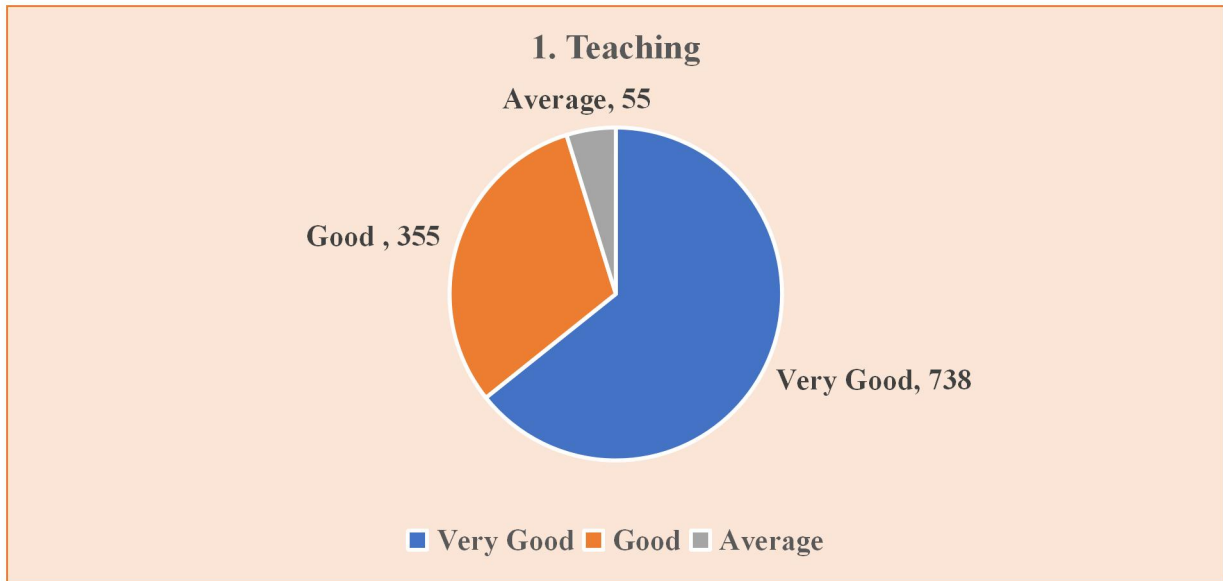
<b>7. Punctuality</b>				
<b>OPTIONS</b>	<b>Very Good</b>	<b>Good</b>	<b>Average</b>	<b>TOTAL</b>
<b>RESPONSES</b>	782	364	41	<b>1187</b>
<b>PERCENTAGE (%)</b>	65.88	30.67	3.45	<b>100</b>



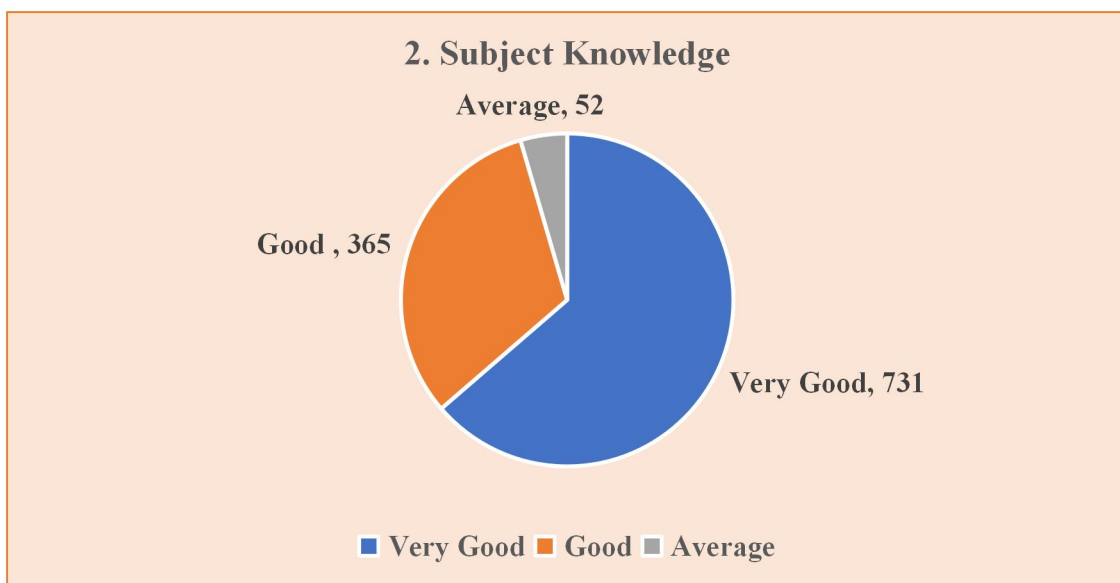
**AUXILIUM COLLEGE (AUTONOMOUS), GANDHI NAGAR, VELLORE - 6**

**Evaluation of Staff by Students - 2020-2021 EVEN SEMESTER**

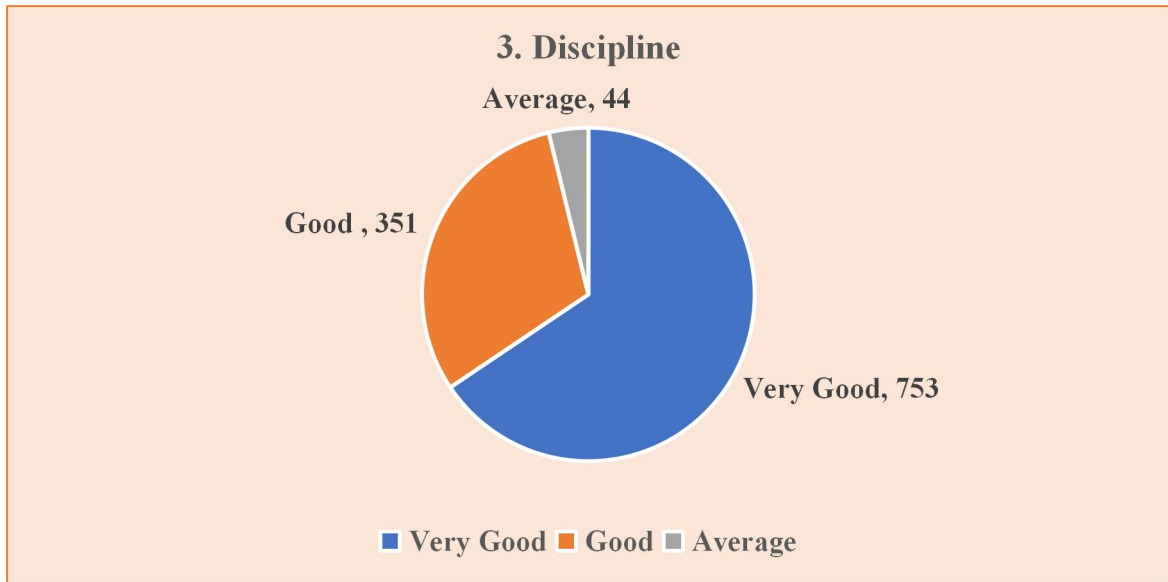
<b>1. Teaching</b>				
<b>OPTIONS</b>	<b>Very Good</b>	<b>Good</b>	<b>Average</b>	<b>TOTAL</b>
<b>RESPONSES</b>	738	355	55	<b>1148</b>
<b>PERCENTAGE (%)</b>	64.29	30.92	4.79	<b>100</b>



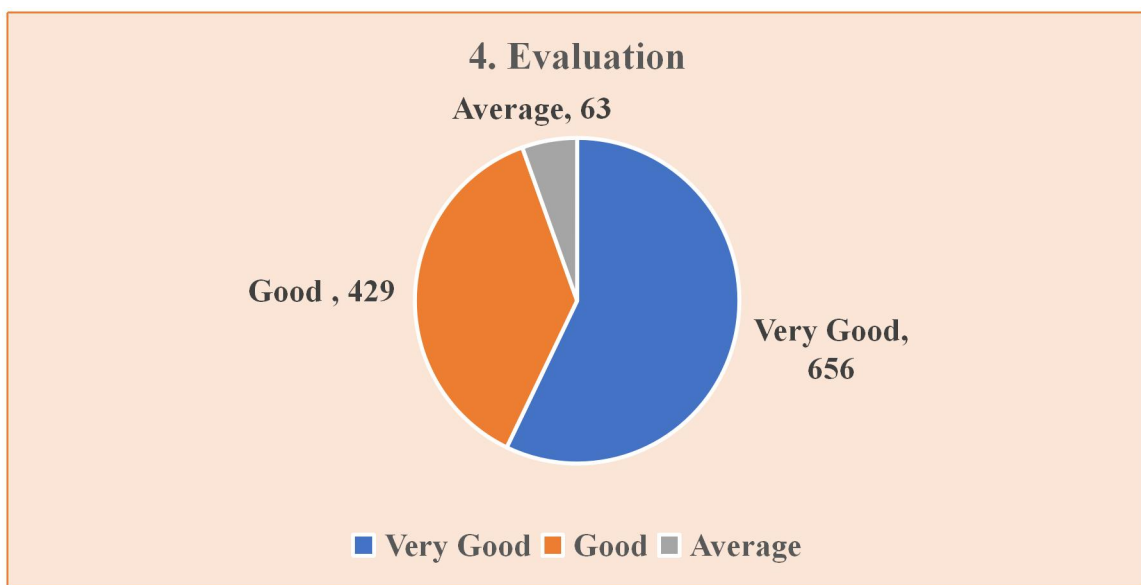
<b>2. Subject Knowledge</b>				
<b>OPTIONS</b>	<b>Very Good</b>	<b>Good</b>	<b>Average</b>	<b>TOTAL</b>
<b>RESPONSES</b>	731	365	52	<b>1148</b>
<b>PERCENTAGE (%)</b>	63.68	31.79	4.53	<b>100</b>



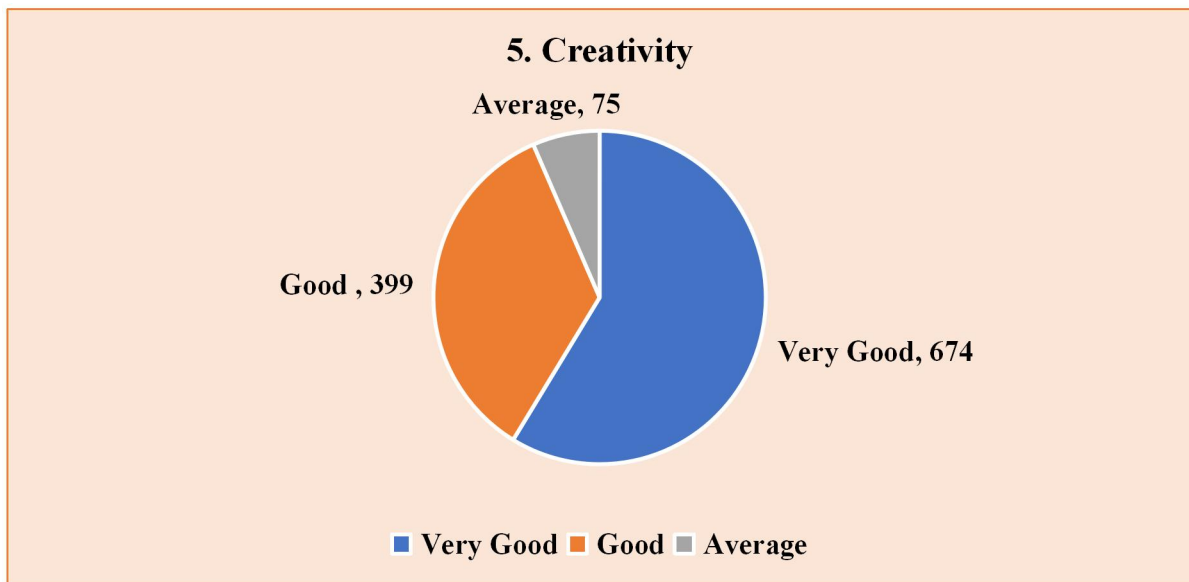
3. Discipline				
OPTIONS	Very Good	Good	Average	TOTAL
RESPONSES	753	351	44	1148
PERCENTAGE (%)	65.59	30.57	3.83	100



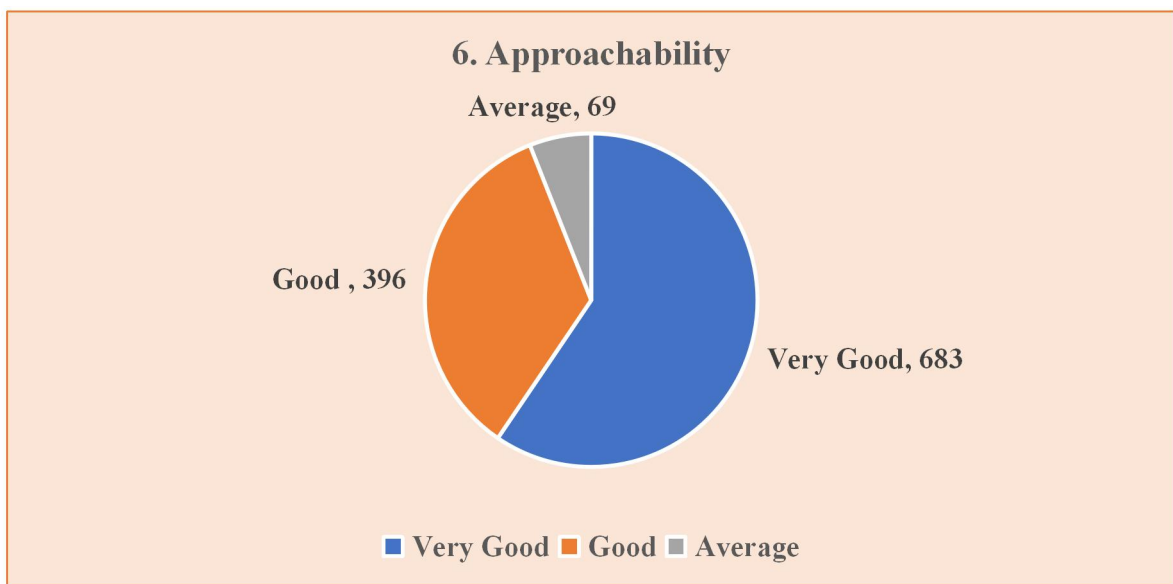
4. Evaluation				
OPTIONS	Very Good	Good	Average	TOTAL
RESPONSES	656	429	63	1148
PERCENTAGE (%)	57.14	37.37	5.49	100



5. Creativity				
OPTIONS	Very Good	Good	Average	TOTAL
RESPONSES	674	399	75	1148
PERCENTAGE (%)	58.71	34.76	6.53	100

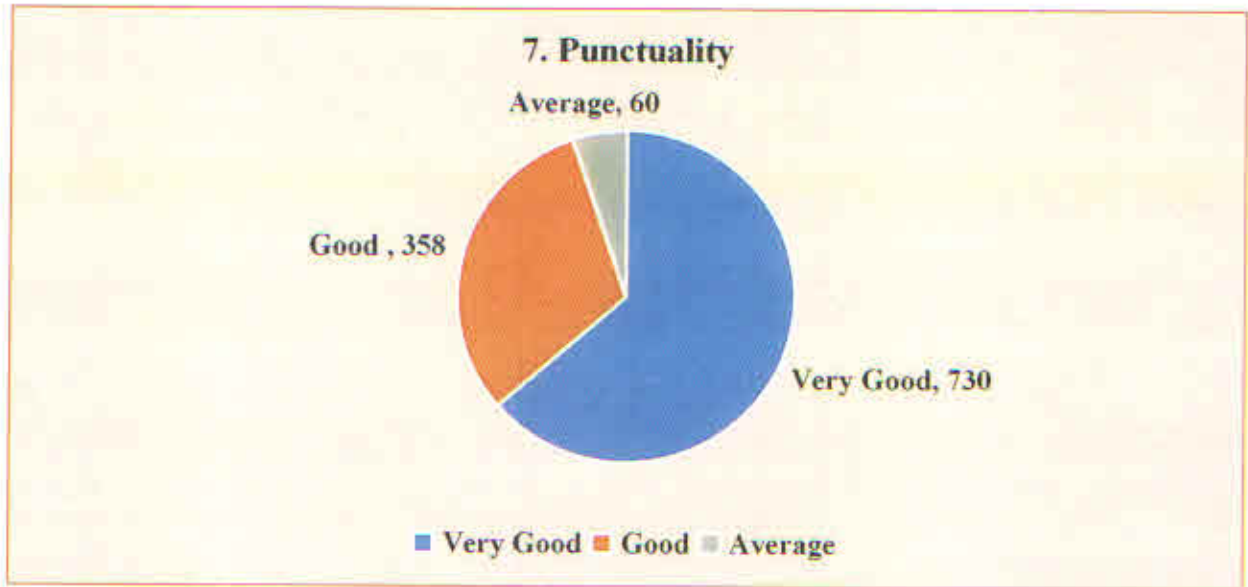


6. Approachability				
OPTIONS	Very Good	Good	Average	TOTAL
RESPONSES	683	396	69	1148
PERCENTAGE (%)	59.49	34.49	6.01	100





7. Punctuality				
OPTIONS	Very Good	Good	Average	TOTAL
RESPONSES	730	358	60	1148
PERCENTAGE (%)	63.59	31.18	5.23	100



*[Handwritten Signature]*  
**IQAC Co-ordinator**

*[Handwritten Signature]*  
**Principal**

PRINCIPAL  
 AUXILIUM COLLEGE (Autonomous)  
 Gandhi Nagar, Vellore - 632 006.  
 Vellore District, Tamil Nadu.